

# FDR flex

Transform your mobile analog X-ray units into digital radiography systems quickly and easily with the FDR Go flex





## Speed, increased efficiency and high quality images in various scenes with the FDR Go flex

The FDR Go flex transforms a wide range of X-ray units into wireless DR systems. All components of FDR Go flex are extremely compact and can be transported quickly and easily.

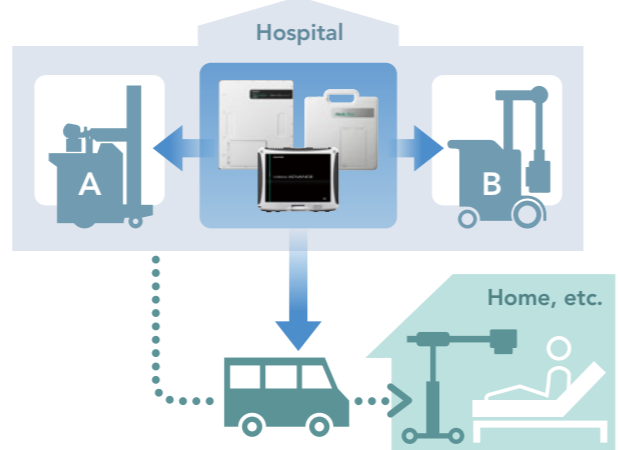
### Customized to your needs

The compact, wireless FDR Go flex can be laid out exactly to your specific requirements. The Utility Box is designed to fit into the cassette box of various mobile analog X-ray units.

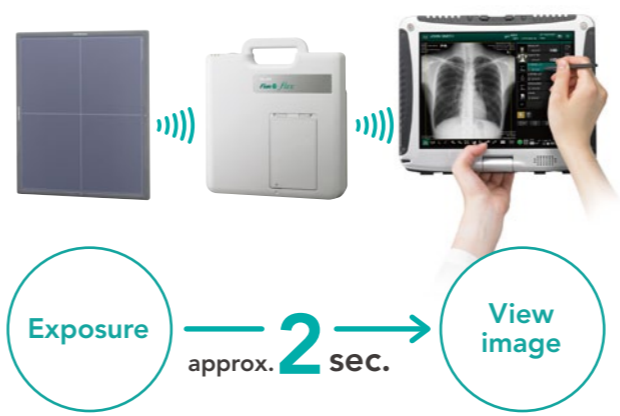


### Excellent portability

The FDR Go flex can be used with a diverse array of units in hospitals, clinics or other medical institutions, with no modification of the mobile analog X-ray units required. As the FDR Go flex can also be carried outside the hospital, it facilitates a variety of medical needs including patient home care.



### Stress-free operation

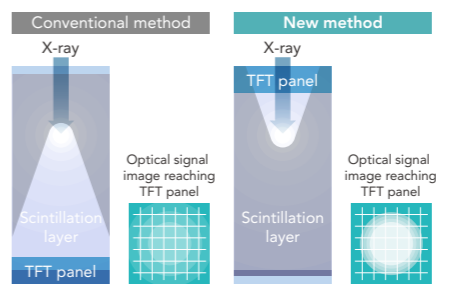


Exposure  $\xrightarrow{\text{approx. } 2 \text{ sec.}}$  View image

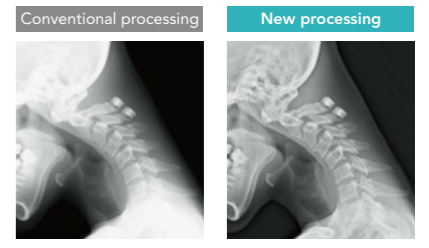
Preview images are displayed only two seconds after an exposure is made meaning images can be checked quickly thus improving efficiency.

### Fujifilm's proprietary technology guarantees high image quality

**ISS technology**  
"ISS technology" sees the TFT sensor placed in front of the scintillation layer instead of its traditional position behind it. This technology permits a higher resolution image and reduced doses.



**Dynamic Visualization**  
Constantly endeavoring to provide the highest image quality, Fujifilm offers a proprietary technology to produce the optimal image for each examination. With the enhanced visibility achieved by this technology, information in greater detail can be obtained from images.



### New CONSOLE ADVANCE with enhanced functions

**The sophisticated design of the GUI**  
The new monitor offering sharper gradation and the intuitive arrangement of operation buttons make it possible to confirm information quickly and accurately. The image display area on the monitor is larger than before, enabling easy checking of diagnostic images. The optional touch panel monitor ensures quick and precise operation.



**Status display for D-EVO**  
The icons for the D-EVO are a new feature. When D-EVO is used it is possible to confirm its status; charge level, wireless connection, etc.



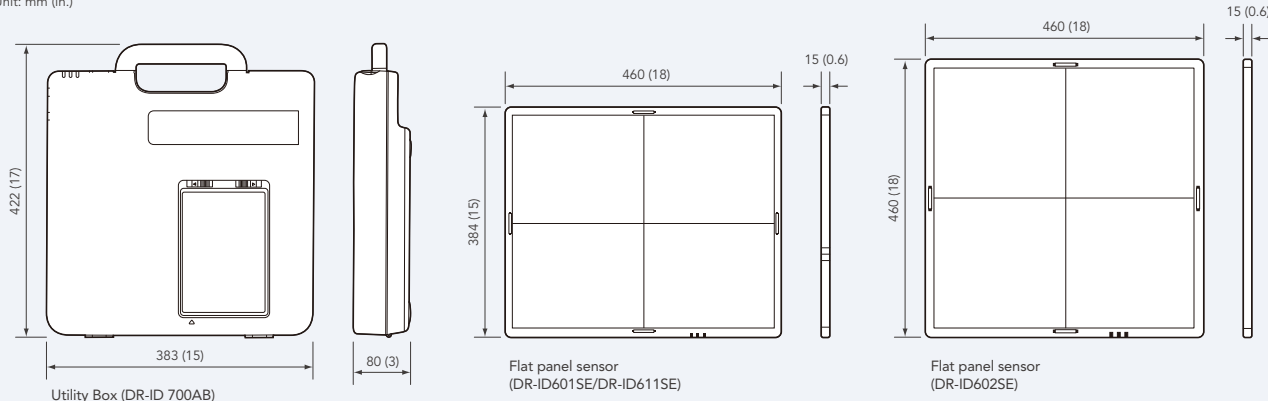
## FDR Go flex Specifications

<b>Standard components</b>	Digital radiography: DR-ID 700PU (1) Utility Box: DR-ID 700AB (2) Flat panel sensor (2)-1 DR-ID 601SE [GOS/wireless/35×43cm (14"×17")] Component name: FDR D-EVO G35i (2)-2 DR-ID 602SE [GOS/wireless/43×43cm (17"×17")] Component name: FDR D-EVO G43i (2)-3 DR-ID 611SE [Csl/wireless/35×43cm (14"×17")] Component name: FDR D-EVO plus C35i Product name: CONSOLE ADVANCE (Mobile) Ver. 6.1 or later
<b>Reading grayscale level</b>	16 bits/pixel
<b>Pixel pitch</b>	0.15 mm
<b>Pixels</b>	DR-ID 601SE: 2880 × 2304 pixels DR-ID 602SE: 2816 × 2816 pixels DR-ID 611SE: 2880 × 2304 pixels
<b>Precautions related to grid</b>	It is recommended to use the grid with 40 lines/cm.
<b>Image processing</b>	Spatial Frequency Processing Gradation Processing Dynamic Range (DR) Compression Processing Multi-Objective Frequency Processing (Optional) Flexible Noise Control *The image processing by CONSOLE ADVANCE
<b>Connection</b>	Console connection: IEEE 802.11n (5.2GHz band ) or IEEE 802.3 (100BASE-TX) SE (Flat Panel Sensor) connection: IEEE 802.11n (5.2GHz band) In-hospital network connection: wire/wireless is available (Depending on in-hospital network environment)

<b>Image preview</b>	Approx. 2sec
<b>Cycle time</b>	DR-ID 601SE/DR-ID 602SE/DR-ID 611SE: Approx. 15 sec (standard mode)
<b>External size (W × D × H)</b>	Utility Box: 383 × 422 × 80 mm (Approx.) [15" × 17" × 3"] *Not including cable protrusion. Flat panel sensor: DR-ID 601SE: 460 × 384 × 15 mm (Approx.) [18" × 15" × 0.6"] DR-ID 602SE: 460 × 460 × 15 mm (Approx.) [18" × 18" × 0.6"] DR-ID 611SE: 460 × 384 × 16 mm (Approx.) [18" × 15" × 0.6"] Console: 271 × 216 × 49 mm (Approx.) [11" × 9" × 2"] *The external dimensions do not include projections.
<b>Weight</b>	Utility Box: 5.3 kg [12 lbs.] (including battery) Flat panel sensor: DR-ID 601SE: 3.3 kg [7 lbs.] (including battery) DR-ID 602SE: 4.0 kg [9 lbs.] (including battery) DR-ID 611SE: 3.6 kg [8 lbs.] (including battery) Console: 2.3 kg [5 lbs.] (Model: Panasonic TOUGH BOOK CF-19) *The weight does not include that of the strap.
<b>Power supply conditions</b>	Utility Box: Single phase 50-60Hz AC100-240V 1.25-0.5A Console: Single phase 50-60Hz AC100-240V *Since the Utility Box is general-purpose electrical equipment, the electric rating above is just an example. Battery Charger: Single phase 50-60Hz AC100-240V 1.5A

### Dimensions

Unit: mm (in.)



### Standard configuration



### Optional parts



External appearance and specifications are subject to change without notice.  
All brand names or trademarks are the property of their respective owners.  
All products require the regulatory approval of the importing country.  
For details on their availability, contact our local representative.  
Please contact FUJIFILM's authorized distributor for FDR Go flex.



# FUJIFILM

FUJIFILM Corporation

26-30, NISHIAZABU 2-CHOME, MINATO-KU, TOKYO 106-8620, JAPAN  
http://www.fujifilm.com/products/medical/

Ref. No. XB-998E (SK-12-02-F1079-F9711) Printed in Japan ©2012 FUJIFILM Corporation